

Rules for bicyclists and pedestrians



Use the multi-use path that is located on the west side of Highland Colony Parkway. To get to the other side of the roundabout, use the crosswalk located on Old Agency Road.

If you ride your bicycle on the road, follow rules for vehicles.



Upon the approach of an emergency vehicle



Do not stop inside the roundabout. Proceed to your exit, then pull off to the right side of the road.



Semi-trucks are not allowed in the Ridgeland Roundabout.

If you see semi-trucks in the roundabout, contact the Ridgeland Police Department at 601-856-2121.

Watch instructional video

Ridgeland Police highly recommend that you view the "How to Use a Roundabout" video produced by the Mississippi Department of Transportation.



Visit:

mdot.ms.gov/drivesmartms/

or

<https://www.youtube.com/watch?v=OQ0DjToa9Vk>

or



Please follow the guidelines in this brochure to prevent accidents.

Ridgeland Police Department

115 W. School Street
Ridgeland, MS 39157

601.856.2121 phone




Source: U.S. Department of Transportation, Federal Highway Administration



Visit safety.fhwa.dot.gov to learn more about roundabouts.

DRIVING THE Ridgeland Roundabout



About Ridgeland's roundabout

A multi-lane roundabout is located at Ridgeland's Old Agency Road/Highland Colony Parkway intersection. I-55 is located to the east of the intersection.

Renaissance at Colony Park lifestyle center is located in the northeast corner of the intersection. Highland Colony Parkway is a busy commercial corridor in Ridgeland requiring creative ways of keeping traffic moving in the area.

- This roundabout is a circular intersection with a center island.
- Vehicles circulate in a counterclockwise direction until exiting.
- Vehicles are allowed to move through the roundabout intersection without having to come to a complete stop as with a traditional intersection.
- Keeping vehicles moving reduces pollution and fuel consumption.
- Roundabouts reduce traffic congestion and delays. Ridgeland's roundabout enhances the appearance of the area with decorative landscaping.
- The City of Ridgeland coordinates with the Mississippi Department of Transportation to install the most effective signage and road markings to safely guide motorists who are entering, driving, and leaving the roundabout.

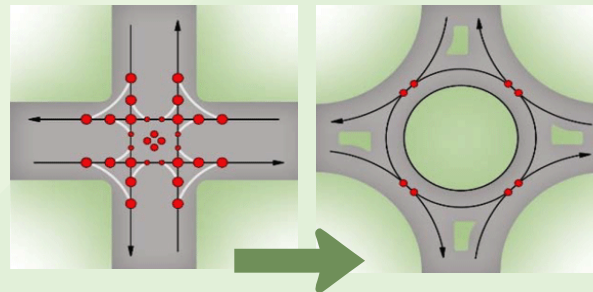


Why a roundabout?

Roundabouts are a safer alternative to traditional intersections because:

- roundabouts reduce vehicle speeds using geometric design rather than traffic control devices.
- with roundabouts, head-on and high-speed right angle collisions are virtually eliminated.
- Roundabouts have been shown to reduce overall collisions by 37% and fatal collisions by 90% when compared to traditional intersections.

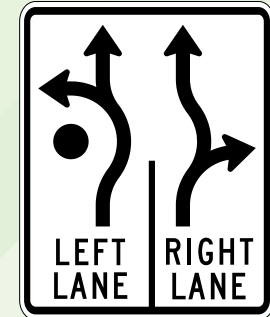
Traditional Intersection VS Roundabout



Potential vehicle conflict points (red) are reduced from 32 in a traditional intersection to 8 in a roundabout.

How to drive the roundabout

- ▲ Choose the correct lane before entering the roundabout, just like you would when approaching a traditional intersection.



- ➔ Right turns must use the right lane only.
- ➔ Left turns must use the left lane only.
- ➔ Use either lane to go straight.

- ▲ Yield on entry. When you reach the roundabout, yield to all drivers who are already traveling in the roundabout.
- ▲ Do not change lanes within the roundabout.
- ▲ When you reach your exit point, proceed out of the roundabout.



This graphic shows appropriate travel paths when using the correct lane in the roundabout based on these guidelines.

